


# My Audiology Visit



Northeast  
Hearing & Speech




hear • speak • communicate

# Today I am going to have my hearing checked!



# We will first check in at the front desk



I will wait in the waiting room with my adult





The audiologist, or hearing doctor, will call my name and we will say “hi!”




We will go down the hall to the exam room. It's a quiet room with a big door, it's called a sound booth!



There will be toys for me to play with while  
my adult talks to the audiologist



My adult will stay with me the whole time





The audiologist will check my ears with their otoscope. It looks just like a flashlight!



It only tickles! It's not uncomfortable at all!

The audiologist will first put a squishy ear pillow in my ear. Another tickle! It will draw a picture. It is quick. I do my best to stay still.



I wonder if it will be a mountain or a river?

Now the audiologist will use a different ear squishy to put in my ear. This time I will hear little birdies singing me a song. I must be very quiet so I can hear them all!





We will then go into the sound booth to play some listening games. I will sit on my adult's lap in the big green chair. One of the audiologist's friends will be in there with us too. She will teach me how to play the game





I will hear some funny sounds coming through the speaker and when I look for those silly sounds a screen will light up!



Some of the sounds are really soft, so I must sit nice and quiet, so I don't miss any of them!

When I am all done, the audiologist will talk to my adult and tell them what a good job I did. I can play with the toys again while I wait.



We will say goodbye to the audiologist and pick out a sticker at the end for all my hard work!

